




INSTALLATION INSTRUCTIONS

Accessory	Application	Publications No.
ALL-SEASON FLOOR MATS	2016 MDX	VERSION 1
		Issue Date JAN 2015

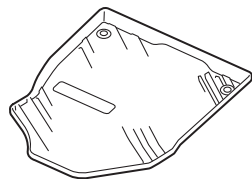
PARTS LIST

Front All-Season Floor Mats Kit P/N 08P13-TZ5-200A

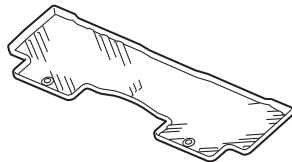
Driver's side all-season floor mat



Passenger's side all-season floor mat



Second row all-season floor mat



Rear All-Season Floor Mat Kit (sold separately) P/N 08P13-TZ5-200B

Third row all-season floor mat

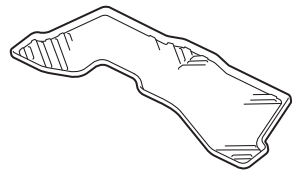
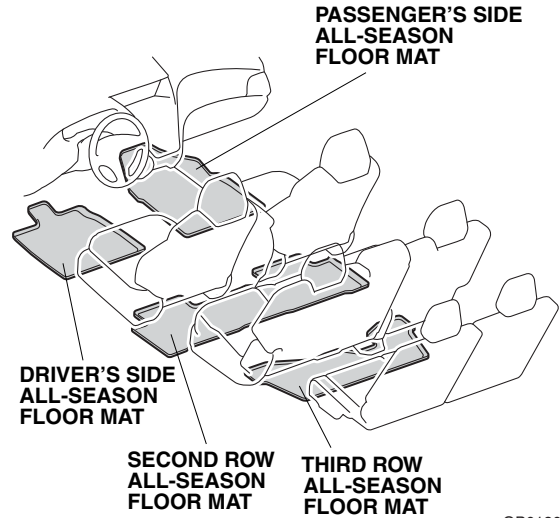


Illustration of the All-Season Floor Mats in the Vehicle



QB01805BK

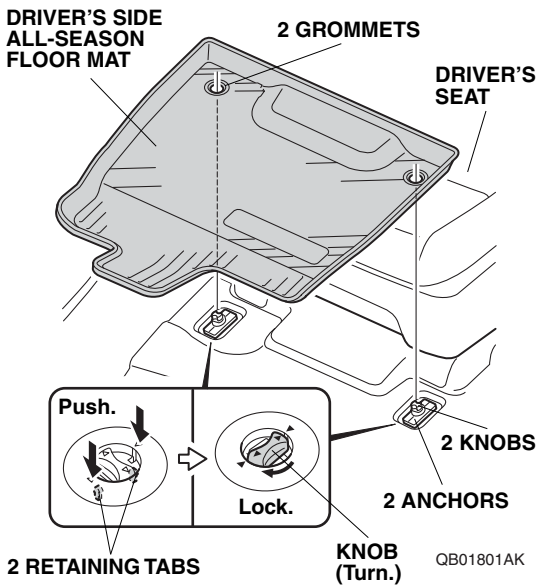
INSTALLATION

NOTE:

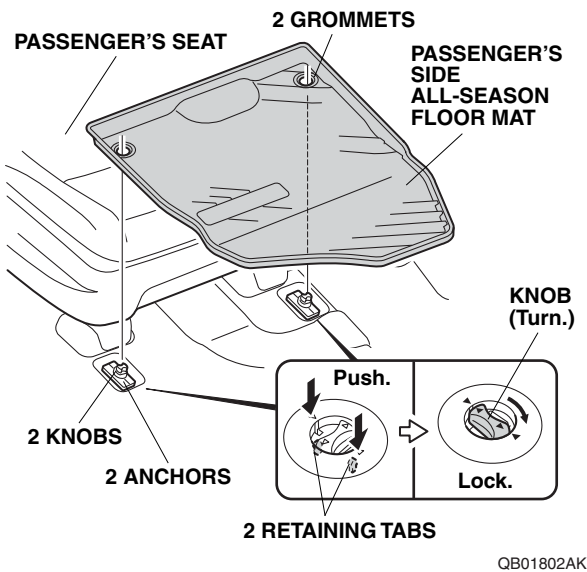
- Before installing the mats, identify their installation positions.
- Connect the mats to the anchors to prevent the mats from sliding forward and possibly interfering with the pedals.
- If you remove a mat, make sure you re-anchor it when you put it back in your vehicle.
- If you replace a mat, use a factory mat designed to be used with the anchors.
- If you use a non-factory mat in the driver's footwell, make sure it fits properly and that it can be used with the anchors.
- Do not put an additional mat on top of the anchored mat. An additional mat may slide forward and possibly interfere with the pedals.

Installing the All-Season Floor Mats

1. If equipped, remove the standard floor mats as described in the vehicle Owner's Manual.

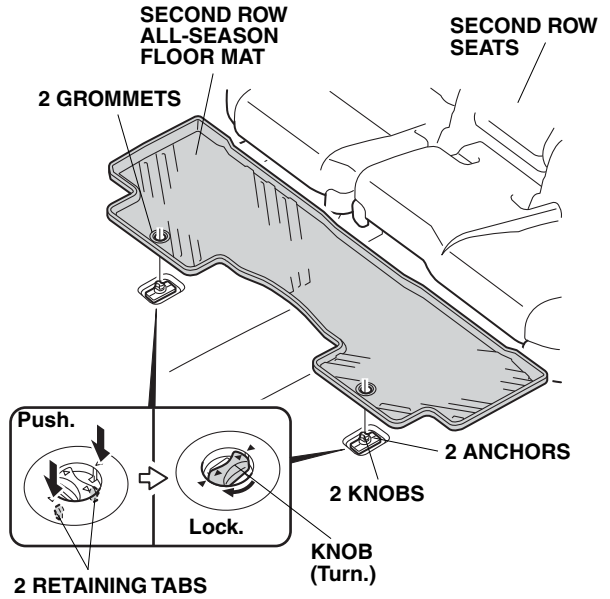


2. Place the grommets in the driver's side all-season floor mat over the anchors. Push the grommets into the anchors to secure the retaining tabs, then turn the knobs 90° to secure the all-season floor mat.
3. Place the grommets in the passenger's side all-season floor mat over the anchors. Push the grommets into the anchors to secure the retaining tabs, then turn the knobs 90° to secure the all-season floor mat.



4. Place the grommets in the second row all-season floor mat over the anchors. Push the grommets into

the anchors to secure the retaining tabs, then turn the knobs 90° to secure the all-season floor mat.



5. If equipped with rear all-season floor mat kit, place the third row all-season floor mat as shown.

